

Genealogy 101

Miranda Vaughn | Reference & Archives Librarian

Objectives



- ▶ Basics of genealogy research
- ▶ How to assist patrons with their research
- ▶ Locating and Navigating Genealogical Records (both print and electronic form)
- ▶ Programming ideas related to genealogy

The Basics

- ▶ **Genealogy:** the study and tracing of lines of descent or development.
- ▶ Start with what you know
you → parents → grandparents
- ▶ Stay organized
 - ▶ [Family Trees](#)
 - ▶ [Excel Sheets](#)
- ▶ Set boundaries
- ▶ Beware of
 - ▶ Spelling
 - ▶ Language
 - ▶ handwriting
- ▶ Race, ethnicity, immigration status matter




Navigating Records

- ▶ Census records
 - ▶ [National Archives](#)
 - ▶ Ancestry Library
 - ▶ HeritageQuest
- ▶ Birth records
 - ▶ Vital Records at [Mississippi State Department of Health \(MSDH\)](#)
 - November 1912 to present
 - ▶ Church Baptismal Records
- ▶ Death Records & Cemetery Records
 - ▶ Vital Records (MSDH)
 - ▶ [Find A Grave](#)
- ▶ Marriage Records
 - ▶ Vital Records (MSDH)
 - ▶ [Circuit Clerk's Office](#)




Reference Interview




Hi! Where are your
genealogy books?

I'd be glad to show you where our
local history and genealogy materials are.
First, may I ask you a few questions
in order to better assist you?




Sample Questions:

- ▶ What specific information are you looking for?
- ▶ What information do you already have?
- ▶ What resources have you already used?



I want to know where my great-grandfather was born. I know he raised his family in Chickasaw county, but I'm not sure where he was born.

His name was Robert Andrews.
I think he was born around 1895.



Do you know his name and precisely when he was born?

What do we know so far?

- ▶ Who we're looking for (Robert Andrews)
- ▶ The time period we're looking for (+/- 1895)
- ▶ A general location to start (Chickasaw county)

Reference Interview

- ▶ Continue asking questions—make it a conversation, take notes, etc.
- ▶ Show them any print records you have that may be helpful to them.
- ▶ Set them up on a computer with Ancestry Library or HeritageQuest.



HeritageQuest

Available for MLC patrons


Research aids and historical maps

National and international records

- genealogy and local history books
- Freedman's Bank Records




Genealogy Programming

- ▶ Partner with local historical society to host an event
- ▶ Make a local history display
- ▶ “Look What I Found in Grandpa’s Attic!”
 - ▶ create a display (digital or in-house)
 - ▶ spice things up by making it a contest!
- ▶ Family recipe submissions
 - ▶ post on library blog or submit to local newspapers
 - ▶ get Friends group involved
- ▶ Visit a cemetery
 - ▶ invite patrons to tour local cemeteries
 - ▶ show them information they can get from gravestones
 - ▶ cemetery cleanup day (with professional guidance)



Additional Resources

- ▶ [FamilySearch](#)
- ▶ [Chronicling America LOC](#)
- ▶ [Fold3 & Newspapers.com](#)
- ▶ [Researching Black Ancestry series](#)
- ▶ [Unlocking Primary Sources](#)
- ▶ [Ancestry Library](#)



MLC Reference

Email: mlcref@mlc.lib.ms.us

Phone: (601) 432-4492

Text: (601) 208-0868

Or call us toll free at (877) 594-5733

