

Mississippi Public Library Statistics

.....

2012

Introduction

Public libraries provide essential services to the residents of this state. Libraries provide programming and resources for Mississippians, helping them to meet their educational, informational, and entertainment needs. The 52 library systems in this state make resources available through 237 library buildings and two bookmobiles.

These statistics highlight key data about Mississippi public libraries. The full tables for each Annual Statistical Report dating back to 1999 can be found online at <http://mlc.lib.ms.us/ms-libraires/library-development/statistics/>. The statewide data from 2012 comes from the Annual Statistical Report of FY2012, which ran from October 2011 to September 30, 2012.

Additional national data can be found at <https://www.imls.gov/publications/public-libraries-united-states-survey-fiscal-year-2012>.



National Rankings and Southeastern Comparison: Library Holdings and Use

Category (per capita)	Ranking	MS Average	Southeastern States Average**	National Average
Books Owned	42	1.92	2.09	2.59
Audio materials Owned*	50	72.98	95.36	156.96
Video materials owned*	47	106.65	136.80	188.71
Circulation of materials	51	2.78	5.29	8.00
Loans from other libraries*	47	7.09	30.41	226.04
Library Visits	48	3.24	3.86	4.95
Periodical Subscriptions*	43	2.63	3.72	4.99
Registered Users	44	0.49	0.55	0.56

* per thousand population

**The U.S. Bureau of Economic Analysis defines the southeastern states as Virginia, West Virginia, Kentucky, North Carolina, South Carolina, Georgia, Florida, Tennessee, Arkansas, Alabama, Mississippi, and Louisiana.

Library Finances

Category (Per Capita)	Ranking	MS Average	Southeastern States Average	National Average
State Income	10	\$3.03	\$1.78	\$2.60
Local Income	50	\$11.71	\$22.84	\$32.05
Total Staff Expenditures	51	\$10.82	\$15.62	\$23.99
Total Collection Expenditures	51	\$1.39	\$2.86	\$4.03
Total Operation Expenditures	51	\$15.82	\$24.01	\$35.47

Mississippi libraries receive a comparatively high amount of state aid while trailing the nation in local income and staff, collection, and operational expenditures.

A red banner with a yellow diamond shape on the left side. The text "Library Materials" is written in white serif font on the red background.

Library Materials

In 2012, Mississippi libraries added 360,598 items to its collections. 298,946 items were withdrawn from Mississippi collections during the year.

Materials Owned	
Books	5,740,605
eBooks	46,994
Audio	217,358
Video	316,058
Downloadable Audio and Video	6,279

Cost per Item*	
Books**	\$33.57
Audio Books	\$40.95
Video Materials	\$21.25
Ebooks	\$22.92

*Cost per item prices obtained from 2014 Library and Book Trade Almanac.

**Cost of books is an average of hardback books under \$81.

A conservative estimate puts the value of Mississippi library collections at over \$209 million.

Physical Library Materials in 2012

	Mississippi Ranking	Mississippi	Southeastern States	National Average
Books/1000	42	1,920	2,970	2,590
Audios/1000	50	72.98	95.36	156.96
Videos/1000	47	106.65	136.80	188.71
Current Periodicals/1000	43	2.63	3.72	4.99

Including e-material, Mississippi libraries made 6,334,970 items available to the public in 2012. In addition, patrons were able to access 52 databases statewide. Libraries made 180 databases available to patrons on the local level.

Comparatively speaking.....

In 2012:

MS libraries spent \$4.14 million on library materials to serve 1,449,099 registered users.

Mississippians and visitors spent 2.25 billion at casinos. Mississippians made over 9.7 million visits to their public libraries.

Mississippians made over 9.7 visits to their public libraries.

Roughly 1.54 million fans attended Ole Miss and Mississippi State football games.

The average Mississippian paid \$16.82 for public library services.

Mississippians paid an average of \$59 for a single ticket to Ole Miss and Mississippi State football games.

2012 Mississippi State Bulldogs Football Schedule		
Date	Opponent	Time/TV
Saturday 04/01/12	Maroon-White Game Davis Wade Stadium, Starkville, MS	5:00 p.m. CF CSS (9 p.m. CF - 4/22)
Saturday 09/01/12	Jackson State Tigers Davis Wade Stadium, Starkville, MS	TBA
Saturday 09/08/12	Auburn Tigers Davis Wade Stadium, Starkville, MS	TBA
Saturday 09/15/12	at Troy Trojans Veterans Memorial Stadium, Troy, AL	TBA
Saturday 09/22/12	South Alabama Jaguars Davis Wade Stadium, Starkville, MS	TBA
Saturday 09/29/12	Open Date	---
Saturday 10/06/12	at Kentucky Wildcats Commonwealth Stadium, Lexington, KY	TBA
Saturday 10/13/12	Tennessee Volunteers Davis Wade Stadium, Starkville, MS	TBA
Saturday 10/20/12	Middle Tennessee Blue Raiders (HC) Davis Wade Stadium, Starkville, MS	TBA
Saturday 10/27/12	at Alabama Crimson Tide Bryant-Denny Stadium, Tuscaloosa, AL	TBA
Saturday 11/03/12	Texas A&M Aggies Davis Wade Stadium, Starkville, MS	TBA
Saturday 11/10/12	at LSU Tigers Tiger Stadium, Baton Rouge, LA	TBA
Saturday 11/17/12	Arkansas Razorbacks Davis Wade Stadium, Starkville, MS	TBA
Saturday 11/24/12	at Ole Miss Rebels Vaughn-Hemingway Stadium, Oxford, MS	TBA
Saturday 12/01/12	SEC Championship Game Georgia Dome, Atlanta, GA	TBA

OLE MISS

2012 Football Schedule

9/1	VS	CENTRAL ARKANSAS	6:00P PPV
9/8	VS	UTEP	6:00P FSN
9/15	VS	TEXAS	8:15P ESPN
9/22	AT	TULANE	11:00A FSN
9/29	AT	ALABAMA	TBA
10/6	VS	TEXAS A&M	TBA
10/13	VS	AUBURN	TBA
10/27	AT	ARKANSAS	TBA
11/3	AT	GEORGIA	TBA
11/10	VS	VANDERBILT	TBA
11/17	AT	LSU	TBA
11/24	VS	MISSISSIPPI STATE	TBA
12/1	ATL	SEC CHAMPIONSHIP	3:00P CBS

Download This Team's App



Use of Mississippi Libraries

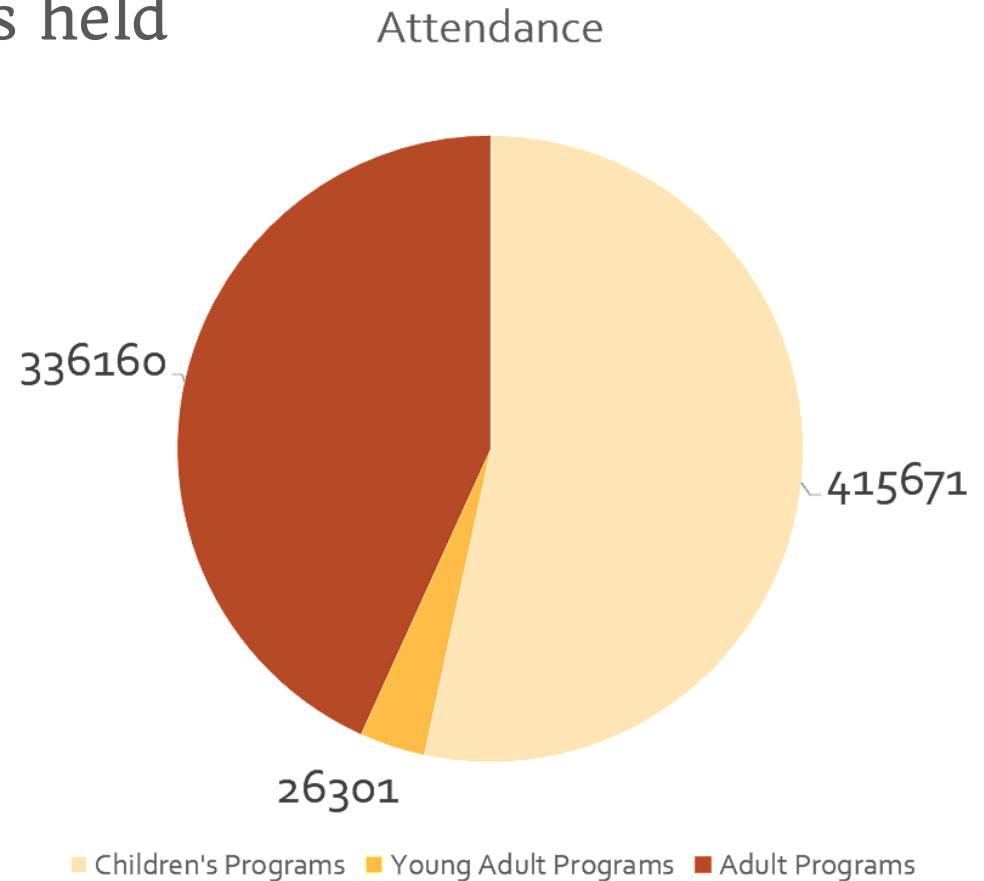
- Patrons of Mississippi libraries borrowed 8.3 million items. Of those items, 2.3 million were children's materials.
- Libraries requested 31,412 items from other libraries, making the most of their shared resources.
- 1.4 million of Mississippi's 2.99 million residents are registered library users.
- Patrons asked 1,531,890 reference questions.



Library Programs

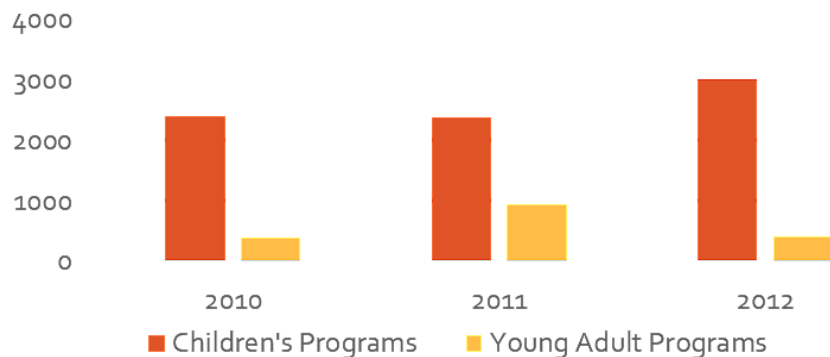
In 2012, Mississippi libraries held 23,948 programs.

- 8,830 were geared towards adults or general audiences
- 1,839 were young adult programs
- 13,279 were children's programs

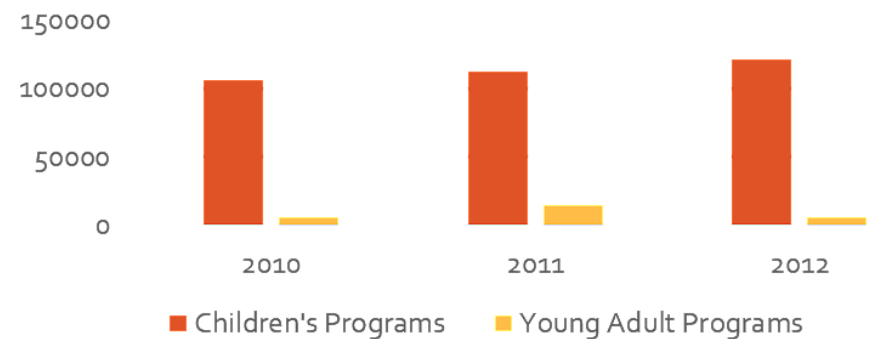


Summer Library Program

Programs Offered



Program Attendance



Each year, MLC supports public library involvement in the Collaborative Summer Library Program. Since 2010, the number of programs have increased by 22.2%, and the overall number of participants has increased by 12.98%. In that time, circulation of children's and YA materials during Summer Library Program decreased 4.1%.

Electronic Resource Use in 2012

	Mississippi Ranking	Mississippi Public Libraries	National Average
Average Number of Public Internet Computers per Library Building	37	11.42	16.4
Public Internet Computer/per 5000 capita	32	4.52	4.48

Mississippians logged over 2.6 million sessions on their libraries' public internet computers.

- 351,685 patrons reported using library computers for job searches.
- 234,674 reported using library computers to file job applications.
- 129,743 used library computers to take online classes.



- Mississippi public libraries employed a total of 908 full-time equivalent staff in public libraries in 2012. FTE is based on a 40-hour week.
- Of these staff members, 127 have a Master's degree in Library Science (MLIS).
- Mississippi ranks 50th in the nation for the number of MLIS librarians per capita.
- Mississippi libraries spend \$24.3 million annually for staff salaries and an additional \$8.03 million for employee benefits. These figures amount to 67% of Mississippi library expenditures.



Income

Mississippi libraries reported \$50,334,006 in total revenue in 2012, or \$16.86 per capita.

Funding Source	Amount	Percentage of total revenue
Cities and Counties	\$34.9 million	69%
State Funds	\$9.04 million	18%
Federal Funds	\$0.9 million	1.8%
Other sources*	\$5.4 million	10.8%

Mississippi libraries also received \$289,164 for capital improvements.

Expenditures

Category	Amount	Per Capita	National Average per capita Expenditures
Total Expenditures*	\$47,177,472	\$15.82	\$35.47
Staffing Expenditures	\$32,283,380	\$10.82	\$23.99
Collections Expenditures	\$4,141,924	\$1.39	\$4.03
Other Expenditures	\$10,752,168	\$3.60	\$7.45

*Does not include capital expenditures, which totaled \$624,265 for Mississippi in 2012.

Mississippi Libraries

Population served	Number of Systems	Total Population
Up to 20,000	11	110,011
20,001 to 40,000	15	423,423
40,001 to 60,000	9	505,380
60,001 to 80,000	5	351,778
80,001 to 125,000	5	482,133
Over 125,000	5	1,112,201
Independent (municipal)	2	18,470
Total*	52	2,984,890

* Populations is unduplicated service population for the state of Mississippi in 2012, according to the Census.