



Mississippi Public Library Statistics

Quick Facts 2013



Introduction



Public libraries provide essential services to Mississippi citizens. Libraries provide programming and resources for Mississippians, helping them to meet their educational, informational, and entertainment needs. The 52 library systems in this state make resources available through 237 library buildings and two bookmobiles.

These statistics highlight key data about Mississippi public libraries. The full tables for each Annual Statistical Report dating back to 1999 can be found online at: <http://mlc.lib.ms.us/ms-libraries/library-development/statistics/>. The statewide data comes from the Annual Statistical Report of FY13, which ran from October 1, 2012 to September 30, 2013.

The national data was published by IMLS in the spring of 2016 and can be found at <https://www.imls.gov/publications/public-libraries-united-states-survey-fiscal-year-2013>.

National Rankings and Southeastern Comparison: Library Holdings and Use

Category (per capita)	Ranking	MS Average	Southeastern States Average**	National Average
Books Owned	42	1.91	2.01	2.54
Audio materials Owned*	50	67.34	95.30	152.93
Video materials owned*	49	103.48	137.73	194.10
Circulation of materials	51	2.70	5.18	7.78
Loans from other libraries*	48	7.26	31.54	231.54
Library Visits	47	3.25	3.44	4.79
Periodical Subscriptions*	43	2.36	3.2	4.84
Reference Transactions	48	0.50	0.82	0.82
Registered Users	35	0.52	0.54	0.57

*per thousand population

**The U.S. Bureau of Economic Analysis defines the southeastern states as Virginia, West Virginia, Kentucky, North Carolina, South Carolina, Georgia, Florida, Tennessee, Arkansas, Alabama, Mississippi, and Louisiana.

Library Finances

Category (Per Capita)	Ranking	MS Average	Southeastern States Average	National Average
State Income	9	\$3.22	\$1.83	\$2.64
Local Income	50	\$12.03	\$23.13	\$32.49
Total Staff Expenditures	51	\$10.85	\$15.92	\$24.14
Total Collection Expenditures	51	\$1.48	\$2.91	\$4.07
Total Operation Expenditures	51	\$16.48	\$24.40	\$35.96

Mississippi libraries receive a comparatively high amount of state aid while trailing the nation in local income and staff, collection, and operational expenditures.

Library Materials

Materials Owned	
Books	5,686,530
eBooks	47,942
Audio	200,046
Video	307,422
Downloadable Audio and Video	6,890
Print Serials	7001

Cost per Item*	
Books**	\$33.92
Audio Books	\$37.42
eBooks	\$27.83

*Cost per item prices obtained from 2014 *Library and Book Trade Almanac*.

**Cost of books is an average of hardback books under \$81

A conservative estimate puts the value of Mississippi library collections at over \$201 million. This amount does not include audiovisual materials and serial subscriptions.

Physical Library Materials in 2013

	Mississippi Ranking	Mississippi	Southeastern States	National Average
Books/1000	42	1.91	2.06	2.54
Audios/1000	50	67.34	95.30	152.93
Videos/1000	49	103.48	137.73	194.10
Current Periodicals/1000	43	2.36	3.2	4.84



Comparatively speaking....

In 2013:

MS libraries spent \$4.4 million on library materials to serve registered users.


Mississippians and visitors spent \$2.13 billion at casinos.

Mississippians made over 9.65 million visits to their public libraries.

Roughly 1.6 million fans attended Ole Miss and Mississippi State football games.


The average Mississippian paid \$17.76 for public library services.

Mississippians paid an average of \$59 for a single ticket to Ole Miss and Mississippi State University football games.



Use of Mississippi Libraries

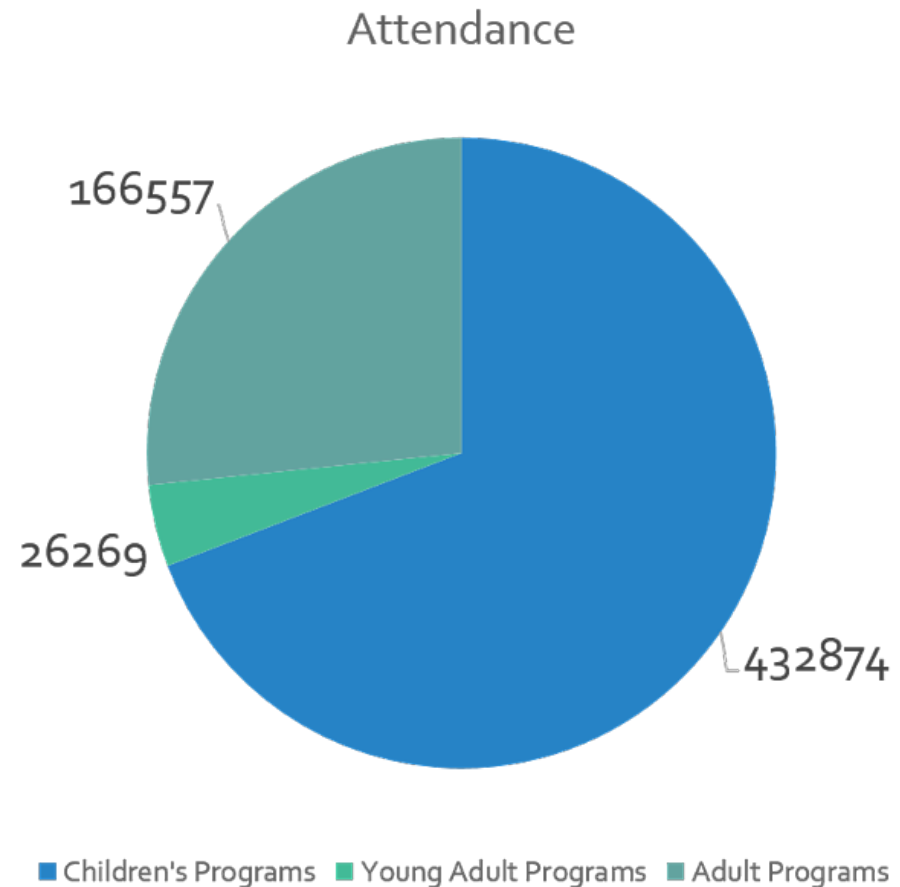
- Patrons of Mississippi libraries borrowed 8.03 million items in 2013. Of those items, 2.28 million were children's materials.
- Libraries requested 29,082 items from other libraries, making the most of their shared resources.
- 1.6 million of Mississippi's 2.97 million residents are registered library users.
- Patrons asked 1,494,205 reference questions.



Library Programs

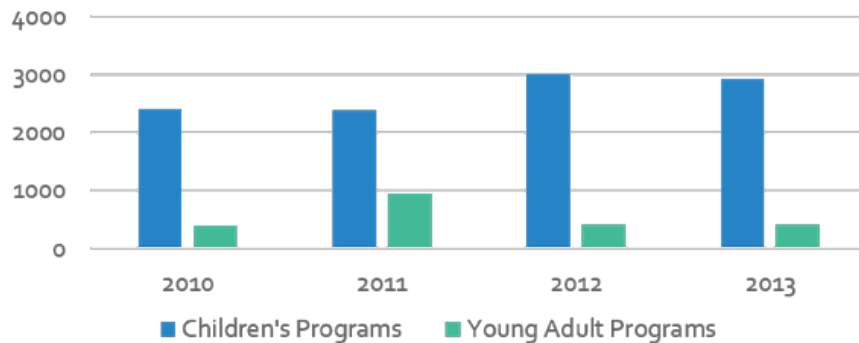
In 2013, Mississippi Libraries held 25,304 programs.

- 8,665 were geared towards adults or general audiences.
- 1,752 were young adult programs.
- 14,887 were children's programs.

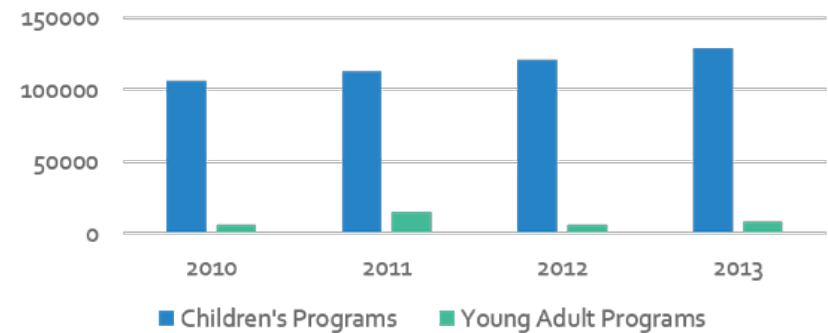


Summer Library Program

Programs Offered



Program Attendance



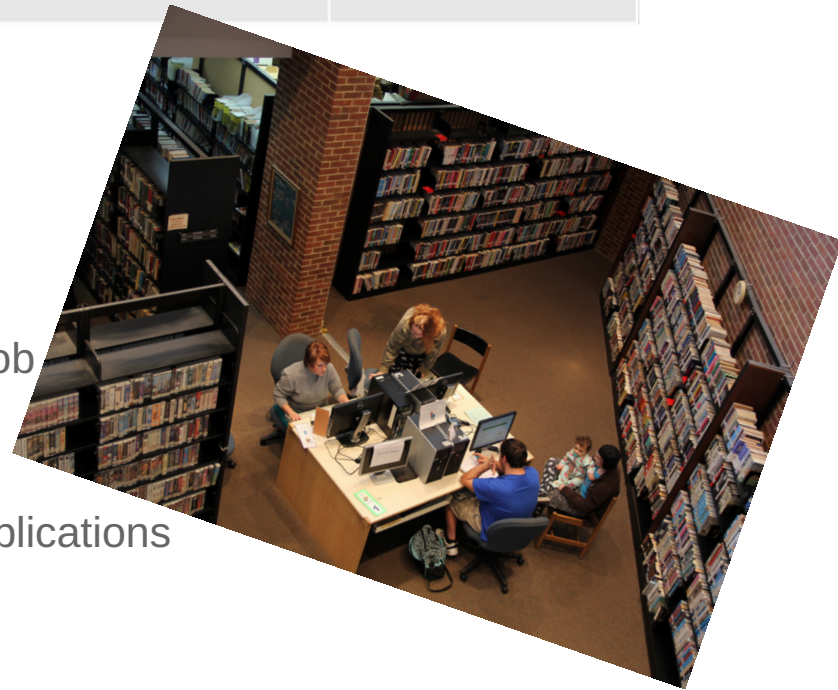
Each year, MLC supports public library involvement in the Collaborative Summer Library Program. Since 2010, the number of programs have increased by 18.8%, and the overall number of participants has increased by 21.3%. In that time, circulation of children's and YA materials during Summer Library Program decreased 8.43%.

Electronic Resource Use in 2013

	Mississippi Ranking	Mississippi Public Libraries	National Average
Average Number of Public Internet Computers per Library Building	37	11.50	16.85
Public Internet Computer/per 5000 capita	30	4.55	4.57

Mississippians logged over million sessions on their libraries' public Internet computers.

- 374,000 patrons reported using library computers for job searches.
- 260,094 reported using library computers to file job applications
- 116,828 used library computers to take online classes.



Staffing

- Mississippi public libraries employed a total of 750 full-time equivalent staff in public libraries in 2013. FTE is based on a 40-hour week.
- Of these staff members, 99 have a Master's degree in Library Science (MLIS).
- Mississippi ranks 51st in the nation for the number of MLIS librarians per capita.
- Mississippi libraries spend \$24.1 million annually for staff salaries and an additional \$8.1 million for employee benefits. These figures amount to 66% of Mississippi library expenditures.



Income

Mississippi libraries reported \$50,334,006 in total revenue in 2013, or \$16.86 per capita.

Funding Source	Amount	Percentage of total revenue
Cities and Counties	\$35.7 million	68%
State Funds	\$9.55 million	2%
Federal Funds	\$1.3 million	18%
Other sources*	\$6.15 million	12%

Mississippi libraries also received \$387,207 for capital improvements.

Expenditures

Category	Amount	Per Capita	National Average per capita Expenditures
Total Expenditures*	\$48,942,944	\$16.48	\$35.96
Staffing Expenditures	\$32,246,253	\$10.85	\$24.17
Collections Expenditures	\$4,404,895	\$1.48	\$4.07
Other Expenditures	\$12,291,796	\$4.14	\$7.66

*Does not include capital expenditures, which totaled \$516,339 for Mississippi in 2013.

Mississippi Libraries

Population served	Number of Systems	Total Population
Up to 20,000	11	119,417
20,001 to 40,000	15	455,018
40,001 to 60,000	9	463,826
60,001 to 80,000	5	351,778
80,001 to 125,000	5	482,133
Over 125,000	5	1,098,532
Independent (municipal)	2	18,692
Total*	52	2970704

*Population is unduplicated service population for the state of Mississippi in 2012, according to the Census.